



SOIL, PLANT AND WATER ANALYSIS LABORATORY

STEPHEN F. AUSTIN STATE UNIVERSITY

PO Box 13025

Nacogdoches, Texas 75962

936-468-4500

SOIL SAMPLE INFORMATION SHEET

Please Print

Your Name _____
 Street/ _____
 RFD _____
 Town _____
 State _____ Zip _____
 Phone _____
 Sample(s) came from _____
 county.
 Fax or Email _____

Send extra copy to _____
 Street/ _____
 RFD _____
 Town _____
 State _____ Zip _____
 FOR ESTABLISHED ACCOUNTS ONLY:
 Charge _____
 (Name of Company)

Make checks payable to SFA Soil Lab.

FOR OFFICE USE ONLY:

Check in Date: _____
 Bill Amount Due: _____
 Amount Received: _____
 Amount in Cash/Check/Credit Card: _____
 Check Number: _____

SEE PROPER SAMPLING TECHNIQUES ON THE BACK OF THIS SHEET.
 Regular Tests cost **\$10 per sample** and test for pH, Buffer pH, Electrical Conductivity, Macronutrients: P, K, Ca, Mg, S. Lime and fertilizer recommendations are included.
 Complete Tests cost **\$17 per sample** and includes Regular Test with addition of Micronutrients: Fe, Mn, Zn, Cu. See back for other tests.

Sample Information			Cropping Information						
Lab ID (DO NOT USE)	Your Sample ID	Regular or Complete Test	Forage / Row Crop	Specify any legume being grown.	Establishing crop? (Y/N)	Hay (Y/N)	Grazing (Y/N)	Landscape Info	Garden Info
		<input type="checkbox"/> Regular <input type="checkbox"/> Complete	<input type="checkbox"/> Coastal <input type="checkbox"/> Com. Bermuda <input type="checkbox"/> Imp. Bermuda <input type="checkbox"/> Bahia Specify Other: _____	<input type="checkbox"/> Crimson Clover <input type="checkbox"/> Arrowleaf <input type="checkbox"/> White Clover Specify Other: _____				<input type="checkbox"/> San Augustine <input type="checkbox"/> Other Turf Grass <input type="checkbox"/> Ornamentals <input type="checkbox"/> Shrubs <input type="checkbox"/> Trees Other: _____	<input type="checkbox"/> Vegetable <input type="checkbox"/> Flowers <input type="checkbox"/> Fruits Other: _____
		<input type="checkbox"/> Regular <input type="checkbox"/> Complete	<input type="checkbox"/> Coastal <input type="checkbox"/> Com. Bermuda <input type="checkbox"/> Imp. Bermuda <input type="checkbox"/> Bahia Specify Other: _____	<input type="checkbox"/> Crimson Clover <input type="checkbox"/> Arrowleaf <input type="checkbox"/> White Clover Specify Other: _____				<input type="checkbox"/> San Augustine <input type="checkbox"/> Other Turf Grass <input type="checkbox"/> Ornamentals <input type="checkbox"/> Shrubs <input type="checkbox"/> Trees Other: _____	<input type="checkbox"/> Vegetable <input type="checkbox"/> Flowers <input type="checkbox"/> Fruits Other: _____
		<input type="checkbox"/> Regular <input type="checkbox"/> Complete	<input type="checkbox"/> Coastal <input type="checkbox"/> Com. Bermuda <input type="checkbox"/> Imp. Bermuda <input type="checkbox"/> Bahia Specify Other: _____	<input type="checkbox"/> Crimson Clover <input type="checkbox"/> Arrowleaf <input type="checkbox"/> White Clover Specify Other: _____				<input type="checkbox"/> San Augustine <input type="checkbox"/> Other Turf Grass <input type="checkbox"/> Ornamentals <input type="checkbox"/> Shrubs <input type="checkbox"/> Trees Other: _____	<input type="checkbox"/> Vegetable <input type="checkbox"/> Flowers <input type="checkbox"/> Fruits Other: _____

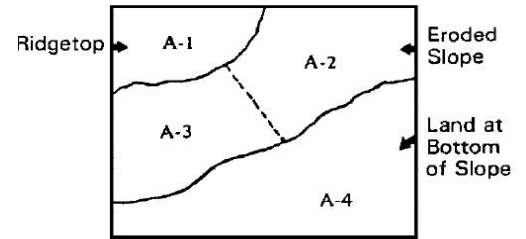
Please make notes about samples here or on an attached sheet of paper:

Modified: 2/17/2016 - PW2

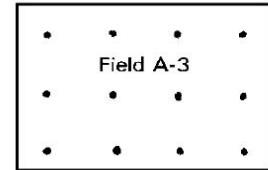
PROCEDURE FOR TAKING SOIL SAMPLES

Soil tests can be only as accurate as the samples on which they are made. Proper collection of soil samples is extremely important. Chemical tests of poorly taken samples may actually be misleading.

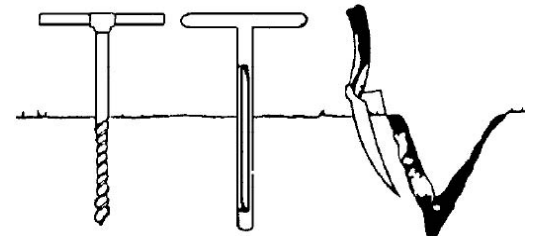
1. **Establish a plan for soil sampling.** Prepare a farm map to include boundaries for each field. Give each field a permanent number. A soil map from the NRCS is ideal for this use. Keep this map and all soil test reports for a long term record. Plan to sample each field at 3 to 5 year intervals depending on cropping system.



2. **Sample only uniform areas.** Soils that are different as to color, slope, elevation, crop growth, degree of erosion, or past fertilizer and lime treatment should be sampled separately.



3. **The sample should be taken from all over the area.** Soil from a single place cannot adequately represent the soil in an area. Take soil from 10 to 15 different places in the field, lawn or garden. Sample to a depth of 6 inches where soil is tilled. Sample to a depth of 4 inches in lawns and turf grass or permanent sods used for hay or grazing. Remove plant residue from the surface and use a spade, soil auger or soil sampling tube as illustrated. Place the soil in a clean bucket or container, mix thoroughly and take approximately 1 pint to send to the lab.



4. **Complete the Information Sheet on the opposite side.**

5. **Details of tests and fees.**

- a. **Regular Test: \$10.00 fee per sample.** Measures soil pH, electrical conductivity (salts), availability of nitrate-nitrogen, phosphorus, potassium, calcium, magnesium and sulfur. From these data, lime and fertilization recommendations are made.
- b. **Complete Test (regular test plus iron, zinc, manganese, and copper): \$17.00 fee per sample.** This test adds the four micronutrients to the regular test described above. Micronutrients are most likely to be deficient under one or more of the following conditions: where high yields have been obtained and high fertilization rates used; deep, sandy soils; where land leveling or other operations have removed the surface soil and you are planting crops on the subsoil; or, where soil has a high pH.
- c. **Detailed Salinity Analysis: \$20.00 fee per sample.** A saturated extract procedure measures calcium, magnesium and sodium for determining the sodium adsorption ratio (SAR) and the electrical conductivity (salinity) of the soil. This test could be used where wastewater or salt water spills have occurred.
- d. **Soil Texture Analysis: \$30.00 fee per sample.** Measures the percent of sand, silt and clay and gives the textural classification.
- e. **Potting Media: \$20.00 fee per sample. For soilless mixtures only (nursery/greenhouse plants).** A saturated extract procedure for soilless mixtures. Measures nitrate-nitrogen, phosphorus, potassium, calcium, magnesium, sodium, sulfur, iron, manganese, zinc, copper, boron, pH, salinity.
- f. **Other tests for irrigation and pond water, forage and plant tissue analysis, soil heavy metal concentration, and lime quality are also available.** Please contact the lab for details. Phone: (936) 468-4500.

6. **Mailing Instructions:** Place sample bags in a box and wrap securely. Unwrapped sample bags are often broken in the mail. Place soil sample information sheet and check or money order in an envelope inside the box of samples.

MAILING ADDRESS:

Stephen F. Austin State University
Soil, Plant and Water Analysis Laboratory
Box 13025, SFA Station
Nacogdoches, TX 75962-9020

LABORATORY LOCATION:

Agriculture Building, Room 122
1924 Wilson Drive, SFASU Campus
Telephone: (936) 468-4500
Fax: (936) 468-7242