

**SOIL, PLANT AND WATER ANALYSIS LABORATORY**

STEPHEN F. AUSTIN STATE UNIVERSITY

Nacogdoches, Texas 75962

**INFORMATION SHEET FOR SPECIAL TESTS**

Please Print

Your Name \_\_\_\_\_  
 Street/ RFD \_\_\_\_\_  
 Town \_\_\_\_\_  
 State \_\_\_\_\_ Zip \_\_\_\_\_  
 Phone \_\_\_\_\_  
 Soil came from \_\_\_\_\_ county.  
 Fax or Email \_\_\_\_\_

Send extra copy to \_\_\_\_\_  
 Street/ RFD \_\_\_\_\_  
 Town \_\_\_\_\_  
 State \_\_\_\_\_ Zip \_\_\_\_\_  
 FOR ESTABLISHED ACCOUNTS ONLY:  
 Charge \_\_\_\_\_  
 (Research Account Number or Name of Company)

Make checks payable to SFA Soil Lab.

**FOR OFFICE USE ONLY:**

Check in date: \_\_\_\_\_  
 Bill Amount Due: \_\_\_\_\_  
 Amount Received: \_\_\_\_\_  
 Amount in Cash/Check: \_\_\_\_\_  
 Check Number: \_\_\_\_\_

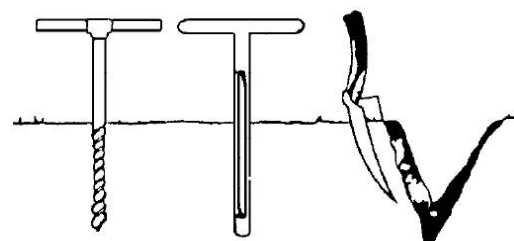
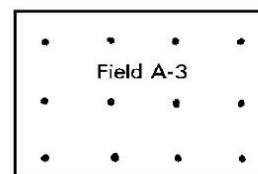
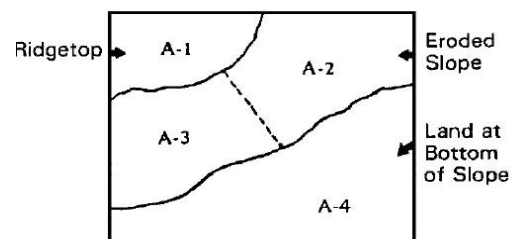
**This Information Sheet is for Salinity Screening Only. This test is used to evaluate the amount of salt in soil resulting from hurricane storm surges and or salt water spills. Testing Fee \$3.00 per sample.**

Lab Number (DO NOT USE)	Your Sample Identification	Type of Test	Other Information: Include Comments
		<b>Salinity Screening</b>	
		<b>Salinity Screening</b>	
		<b>Salinity Screening</b>	
		<b>Salinity Screening</b>	

## PROCEDURE FOR TAKING SOIL SAMPLES

Soil tests can be only as accurate as the samples on which they are made. Proper collection of soil samples is extremely important. Chemical tests of poorly taken samples may actually be misleading.

- 1. Establish a plan for soil sampling.** Prepare a farm map to include boundaries for each field. Give each field a permanent number. A soil map from the NRCS is ideal for this use. Keep this map and all soil test reports for a long term record. Plan to sample each field at 3 to 5 year intervals depending on cropping system.
- 2. Sample only uniform areas.** Soils that are different as to color, slope, elevation, crop growth, degree of erosion, or past fertilizer and lime treatment should be sampled separately.
- 3. The sample should be taken from all over the area.** Soil from a single place cannot adequately represent the soil in an area. Take soil from 10 to 15 different places in the field, lawn or garden. Sample to a depth of 6 inches where soil is tilled. Sample to a depth of 4 inches in lawns and turf grass or permanent sods used for hay or grazing. Remove plant residue from the surface and use a spade, soil auger or soil sampling tube as illustrated. Place the soil in a clean bucket or container, mix thoroughly and take approximately 1 pint to send to the lab.
- 4. Complete the Information Sheet on the opposite side.**
- 5. Details of tests and fees.**
  - a. Regular Salinity Analysis: \$3.00 fee per sample.** A saturated extract procedure measures the electrical conductivity (salinity) of the soil. This test could be used where wastewater, salt water spills, and or storm surges from hurricanes have occurred.
  - b. Detailed Salinity Analysis: \$15.00 fee per sample.** A saturated extract procedure measures calcium, magnesium and sodium for determining the sodium adsorption ratio (SAR) and the electrical conductivity (salinity) of the soil. This test could be used where wastewater, salt water spills, and or storm surges from hurricanes have occurred.
- 6. Mailing Instructions:** Place sample bags in a box and wrap securely. Unwrapped sample bags are often broken in the mail. Place soil sample information sheet and check or money order in an envelope inside the box of samples.



### MAILING ADDRESS:

Stephen F. Austin State University  
Soil, Plant and Water Analysis Laboratory  
Box 13025, SFA Station  
Nacogdoches, TX 75962-9020

### LABORATORY LOCATION:

Agriculture Building, Room 122  
Wilson Drive, SFASU Campus  
Telephone: (936) 468-4500  
Fax: (936) 468-7242